

# PTAGIS NEWS



Volume 1 Issue 5

June 1996

## In this issue..

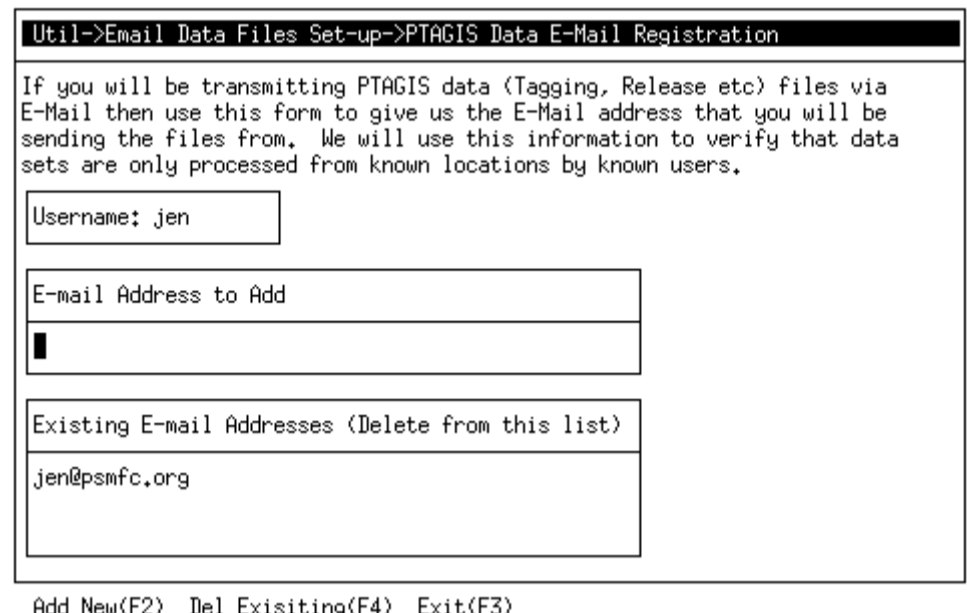
- [Mailing Data Files](#)
- [Forwarding Mail](#)
- [Year To Date Interrogation Summary](#)
- [Year To Date Tagging Summary](#)

## Mailing Data Files

Although we gave instructions in the last newsletter on how to e-mail data files, we wanted to provide this information to you again: If you want to e-mail data files, you first need to register. To start the registration procedure select the "Util" pull-down menu as shown below.



Of the three fields that appear on the registration screen, the E-mail Address to Add is the only field available for user input. Use the Tab key to move to this field and enter the address you will be sending the data files from, press F2. (This is used for user verification only.) The Existing E-mail Addresses field allows you to view addresses already set-up, and delete addresses you no longer will be using. Use the arrow keys to navigate Existing E-mail Addresses. To delete an address, select it and press F4.

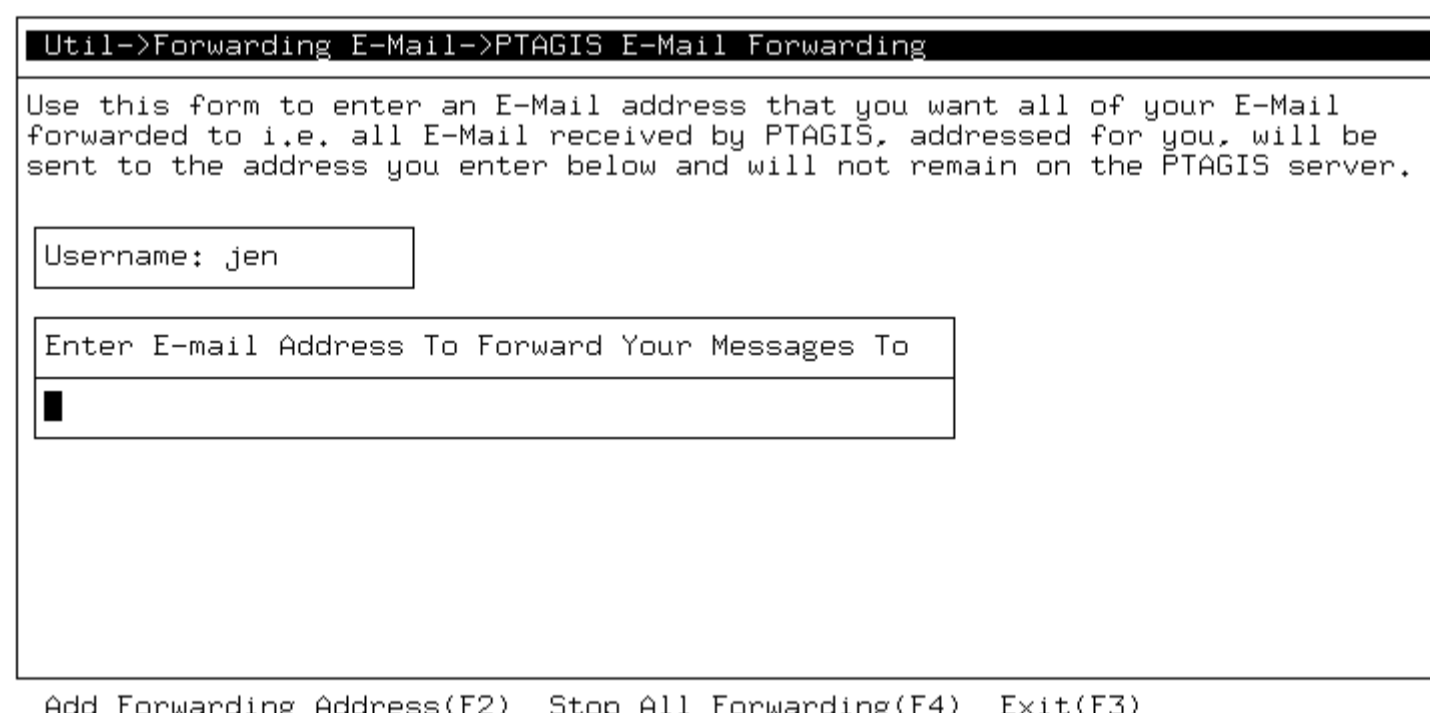


To mail a file the following file types are accepted :

TO: pitdata@psmfc.org	pitdata@psmfc.org
SUBJECT: TAGGING	SUBJECT: MONITORED RELEASE
TO: pitdata@psmfc.org	TO: pitdata@psmfc.org
SUBJECT: RELEASE	SUBJECT: MORT
TO: pitdata@psmfc.org	TO: pitdata@psmfc.org
SUBJECT: INTERROGATION	SUBJECT: CORRECTIONS

## Forwarding Mail

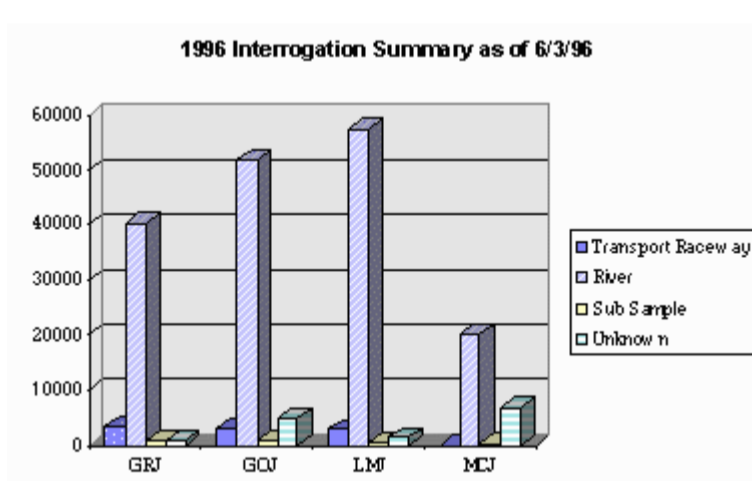
If you register to have your e-mail forwarded to you, a report you've run from the PTAGIS database will be sent to your desktop when it's finished. Enabling this feature cuts out the steps of logging back on to see if the report finished running, then downloading it to your workstation.



If a report file is under 1 MG, it is uuencoded and mailed to you. Most mail software will receive it as an attached file. You will then need to save it to disk and unzip it. Some more sophisticated mail packages will unencode and unzip it, but more likely you'll have to do it manually.

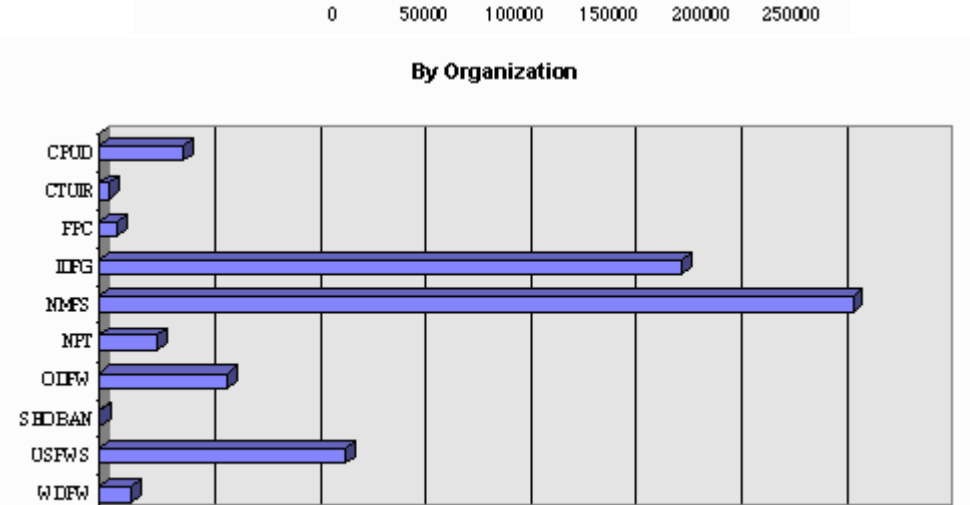
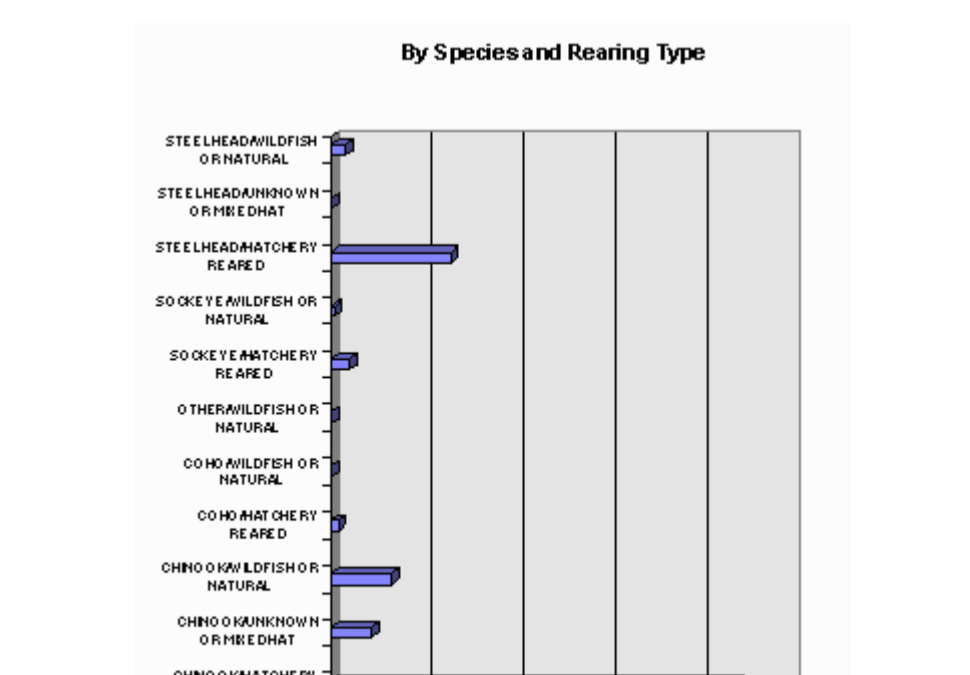
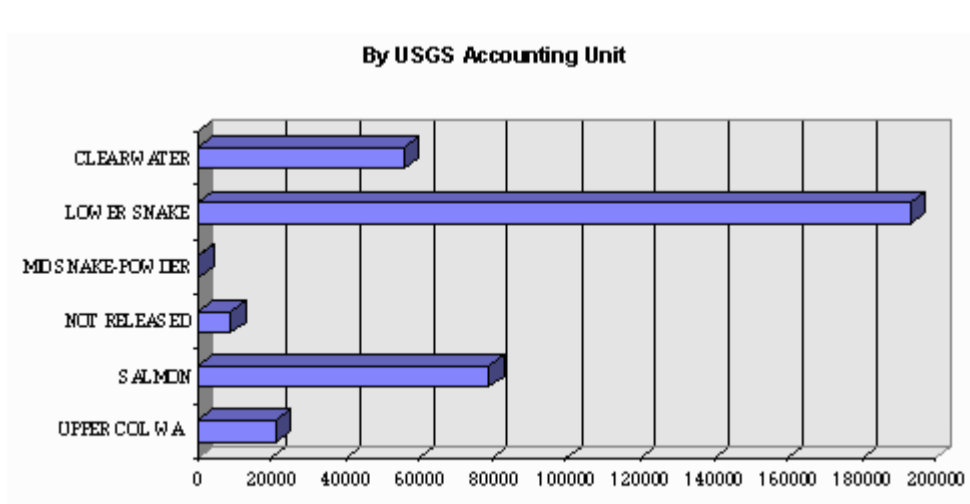
## Year To Date Interrogation Summary

The following graph shows the final disposition of PIT tagged fish at the four main-stream juvenile fish facilities during the 1996 outmigration as of June 3, 1996.



## Year To Date Tagging Summary

The three graphs on this page are a summary of the 359,528 tag data records collected for the 1996 migration year as of June 3, 1996.



[To Index](#)